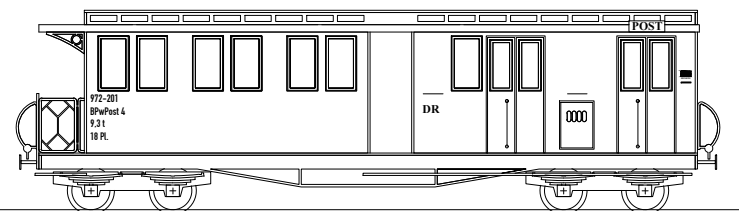


TTe-Rollmaterial Trusebahn

Modellbahnen
Dipl.Ing. M.Klunker

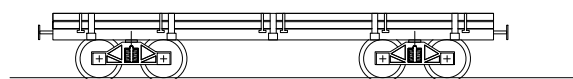
120-224



TB 1
BPwPost 4 7.0761 Erf
BPwPost 4 972-201

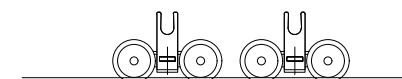
TB 2
BPwPost 4 7.0762 Erf
bis 1953

120-188



RRw 97-38-51
ab 1947

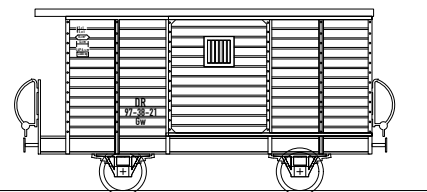
120-185



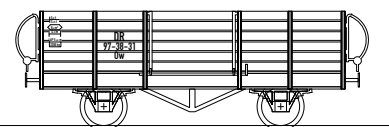
Rollbock
bis 1952

2 Paar TB (1900)
1 Paar TB (1901)
1 Paar TB (1906)
4 Paar TB (1935)

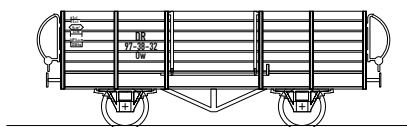
120-221



TB 20
Gw 7.2221 Erf
Gw 97-38-21



TB 40
Ow 7.4240 Erf
Ow 97-38-31



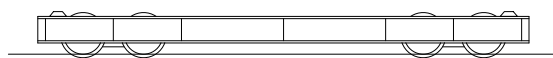
TB 41
Ow 7.4241 Erf ab 1951
Ow 97-38-32

120-180



Rollwagen Rf4 (Altbau)
Bühne 5,50 m
ab 1951

120-181



Rollwagen Rf4 (Altbau)
Bühne 7,80 m
ab 1951

120-183



Rollwagen Rf6 (Altbau)
Bühne 8,00 m
ab 1951
97-38-61 ... 97-38-64

97-38-01 ... 97-38-10
97-38-12 ... 97-38-17